





PMEX UPDATE


BUY	
	CRUDE10-NO24
67.94	-0.35%
Expiry	21/Oct/24
Remaining	21 Days
Entry	68.55 - 68.6
Stoploss	68.06
Take Profit	68.98 - 69.23


BUY	
	NGAS1K-NO24
2.8940	-0.28%
Expiry	28/Oct/24
Remaining	28 Days
Entry	2.931 - 2.936
Stoploss	2.90
Take Profit	2.953 - 2.968

SELL	
	GO10Z-DE24
2,663.45	-0.17%
Expiry	26/Nov/24
Remaining	57 Days
Entry	2653 - 2652
Stoploss	2660.62
Take Profit	2644 - 2640


SELL	
	SL10-DE24
31.60	-0.69%
Expiry	26/Nov/24
Remaining	57 Days
Entry	31.42 - 31.391
Stoploss	31.59
Take Profit	31.212 - 31.119


SELL	
	PLATINUM5-JA24
995.55	-2.59%
Expiry	18/Dec/24
Remaining	79 Days
Entry	991 - 990
Stoploss	995.53
Take Profit	985 - 983


SELL	
	COPPER-DE24
4.5797	-0.43%
Expiry	26/Nov/24
Remaining	57 Days
Entry	4.6037 - 4.5977
Stoploss	4.63
Take Profit	4.583 - 4.5577


SELL	
	ICOTTON-DE24
73.13	0.56%
Expiry	22/Nov/24
Remaining	53 Days
Entry	73.27 - 73.19
Stoploss	73.46
Take Profit	72.77 - 72.51

BUY	
	DJ-DE24
42,594	-0.15%
Expiry	19/Dec/24
Remaining	80 Days
Entry	42708 - 42722
Stoploss	42586.62
Take Profit	42807 - 42865

SELL	
	SP500-DE24
5,776	-0.26%
Expiry	19/Dec/24
Remaining	80 Days
Entry	5781 - 5778
Stoploss	5797.27
Take Profit	5763 - 5755

SELL	
	NSDQ100-DE24
20,130	-0.45%
Expiry	19/Dec/24
Remaining	80 Days
Entry	20159 - 20144
Stoploss	20228.18
Take Profit	20071 - 20018

BUY	
	GOLDUSDJPY-NO24
142.72	0.37%
Expiry	08/Nov/24
Remaining	39 Days
Entry	142.59 - 142.62
Stoploss	142.27
Take Profit	142.97 - 143.09

BUY	
	GOLDEURUSD-NO24
1.1199	0.32%
Expiry	08/Nov/24
Remaining	39 Days
Entry	1.1208 - 1.121
Stoploss	1.12
Take Profit	1.122 - 1.1228

Major Headlines

Oil prices set to fall for third month despite Middle East conflict
Oil prices were steady on Monday and on track to fall for the third month in a row as a strong supply outlook and questions around demand outweighed fears that Israeli strikes in Lebanon and Yemen could escalate conflict in the Middle East. Brent crude futures for November delivery, expiring on Monday, lost 10 cents to \$71.88 a barrel as of 0933 GMT. The more active December contract rose 6 cents to \$71.60. U.S. West Texas Intermediate (WTI) futures lost 10 cents [see more...](#)

Gold May Test Support Near \$2,626 Today - Key Dip-Buying
Gold (XAU/USD) trader higher as last week kicked off, exactly as predicted to my next targets of 2674, 2681/83 and almost as far as 2688. But on Friday Gold held just above first support at 2656/53 in the morning but broke lower on the US data in the afternoon holding less than a point. [see more...](#)

US stock futures marginally lower; Powell speech in focus
U.S. stock futures edged lower Monday, but September is set to be a positive month as investors look to comments from Fed Chair Jerome Powell for clues over future interest rate cuts. By 05:45 ET (09:45 GMT), the Dow Futures contract was down 28 points, or 0.1%, S&P 500 Futures traded 5 points, or 0.1%, lower and Nasdaq 100 Futures dropped 25 points, or 0.1%. The last trading day of the month is likely to start on a slightly downbeat note, but the decision of the US central bank [see more...](#)

Japanese Yen depreciates despite a subdued US Dollar
The Japanese Yen (JPY) edges lower against the US Dollar (USD) on Monday, following the dovish comments from Japan's upcoming Prime Minister, former Defense Chief Shigeru Ishiba. Ishiba stated on Sunday that the country's monetary policy should continue to [see more...](#)

EUR/USD approaches 1.1200 with ECB Lagarde and Fed Powell
EUR/USD edges higher on Monday as the US Dollar (USD) remains under pressure ahead of the Federal Reserve (Fed) Chair Jerome Powell's speech, which is scheduled at 17:00 GMT. Investors expect Powell to provide fresh cues about the likely interest rate cut size by the Fed in the November monetary policy meeting. According to the CME Fed Watch tool, the probability of the Fed reducing interest rates by 50 basis points (bps) in the November meeting. [see more...](#)

US Dollar is off to soft start in Nonfarm Payrolls week
The US Dollar (USD) trades broadly flat at the start of this week, close to the year-to-date lows registered on Friday, ahead of a busy week that will end with the key Nonfarm Payrolls data. The main theme surrounding the jobs data will be how much the US Federal Reserve (Fed) will cut rates [see more...](#)

Economic Calendar

Event	Dates	Time	Currency	Importance	Actual	Forecast	Previous
Chicago PMI (Sep)	30-Sep-24	6:45 PM	USD	High volatility		46.1	46.1
Fed Chair Powell Speaks	30-Sep-24	10:55 PM	USD	High volatility			

FOREX MARKETS' STATISTICS

Forex Market Hours



Note: This chart shows the normal forex trading times of all the major forex trading centers across the globe in Pakistan Standard Time.

Forex Turnover by Counterparty



Markets' Share in Total Forex Turnover



Most Traded Currency Pairs



Sources: ACPL Research, Forexmarkethours, Dailyfx, Ig

DISCLAIMER

This report has been prepared by Abbasi and Company (Private) Limited and is provided for information purposes only. Abbasi and Company (Private) Limited (ACPL) is engaged in brokerage business of commodities futures in Pakistan and to provide the trading/ execution facility on Pakistan Mercantile Exchange (PMEX). There is risk of loss in trading in derivatives (futures). The author, directors and other employees of Abbasi and Company (Private) Limited and its affiliates cannot be held responsible for any loss in trading. Futures; futures on margin carries a high level of risk and may not be suitable for all investors. The high degree of leverage can work against the investor/ traders. Before deciding to invest in Commodity derivatives, you should carefully consider your investment objectives, level of experience, and risk appetite. The possibility exists that you could sustain a loss of some or all of your initial investment and therefore you should not invest money that you cannot afford to lose. You should be aware of all the risks associated with futures trading in commodities and other financial products. We take no responsibility for any loss made in investment on any instruments through us. In any event Abbasi and Company (Private) Limited, its affiliates, agents will not be liable to anyone for any decision made or action taken for investment/ trading. Abbasi and Company (Private) Limited, its affiliates, directors and employees cannot be held responsible for any loss in trading due to any problem in connectivity; failure of system; technical problem in the software or any other reason whatever. All the reports/ recommendations/ trading calls/ opinions are advisory in nature and contains the opinions of the author, which are not to be construed as investment advices. The author, directors and other employees of Abbasi and Company (Private) Limited and its affiliates cannot be held responsible for the accuracy of the information presented herein or for the results of the positions taken based on the opinions expressed in the reports/ views from Abbasi and Company (Private) Limited. All the views/ recommendations/ trading calls and opinions are based on the information, which are believed to be accurate and no assurance can be given for the accuracy of these information.

Derivatives trading involve substantial risk. The valuation of the underlying may fluctuate, and as a result, clients may lose their entire original investment. In no event should the content of this research report be construed as an express or an implied promise, guarantee or implication by, or from, Abbasi and Company (Private) Limited that you will profit or that losses can, or will be, limited in any manner whatsoever. Past results are no indication of future performance. The information provided in this report is intended solely for informative purposes and is obtained from sources believed to be reliable. Information is in no way guaranteed. No guarantee of any kind is implied or possible where projections of future conditions are attempted. Investments in securities market are subject to market risks, read all the related documents carefully before investing.

All rights reserved by Abbasi and Company (Private) Limited. This report or any portion hereof may not be reproduced, distributed, or published by any person for any purpose whatsoever. Nor can it be sent to a third party without prior consent of Abbasi and Company (Private) Limited. Action could be taken for unauthorized reproduction, distribution, or publication.

The research analyst, primarily involved in the preparation of this report, certifies that (1) the views expressed in this report accurately reflect his/her personal views about the subject commodity/index /currency pair and (2) no part of his/her compensation was, is or will be directly or indirectly related to the specific recommendations or views expressed in this report.

DISCLOSURE

Following exchange rates are used to convert investment and profit values:

- USD/PKR: 277.55
- JPY/PKR: 1.95

To arrive at our Target Price, Abbasi & Company (Private) Limited uses following methods:

- Technical Analysis
- Fundamental Analysis

Furthermore, profit and returns are inclusive of all expenses including PMEX Fee, ACPL Fee & Sales Tax

RESEARCH DISSEMINATION POLICY

Abbasi & Company (Private) Limited endeavors to make all reasonable efforts to disseminate research to all eligible clients in a timely manner through either physical or electronic distribution such as email, fax mail etc. Nevertheless, all clients may not receive the material at the same time.

PREPARED BY

Muhammad Rashid Nawaz
Phone: (+92) 42 38302028
Ext: 116
Email: haroon@abbasiandcompany.com

RESEARCH DEPARTMENT

6 - Shadman, Lahore
Phone: (+92) 42 38302028; Ext: 116, 117
Email: research@abbasiandcompany.com
web: www.abbasiandcompany.com

HEAD OFFICE

6 - Shadman, Lahore
Phone: (+92) 42 38302028
Email: support@abbasiandcompany.com
web: www.abbasiandcompany.com